



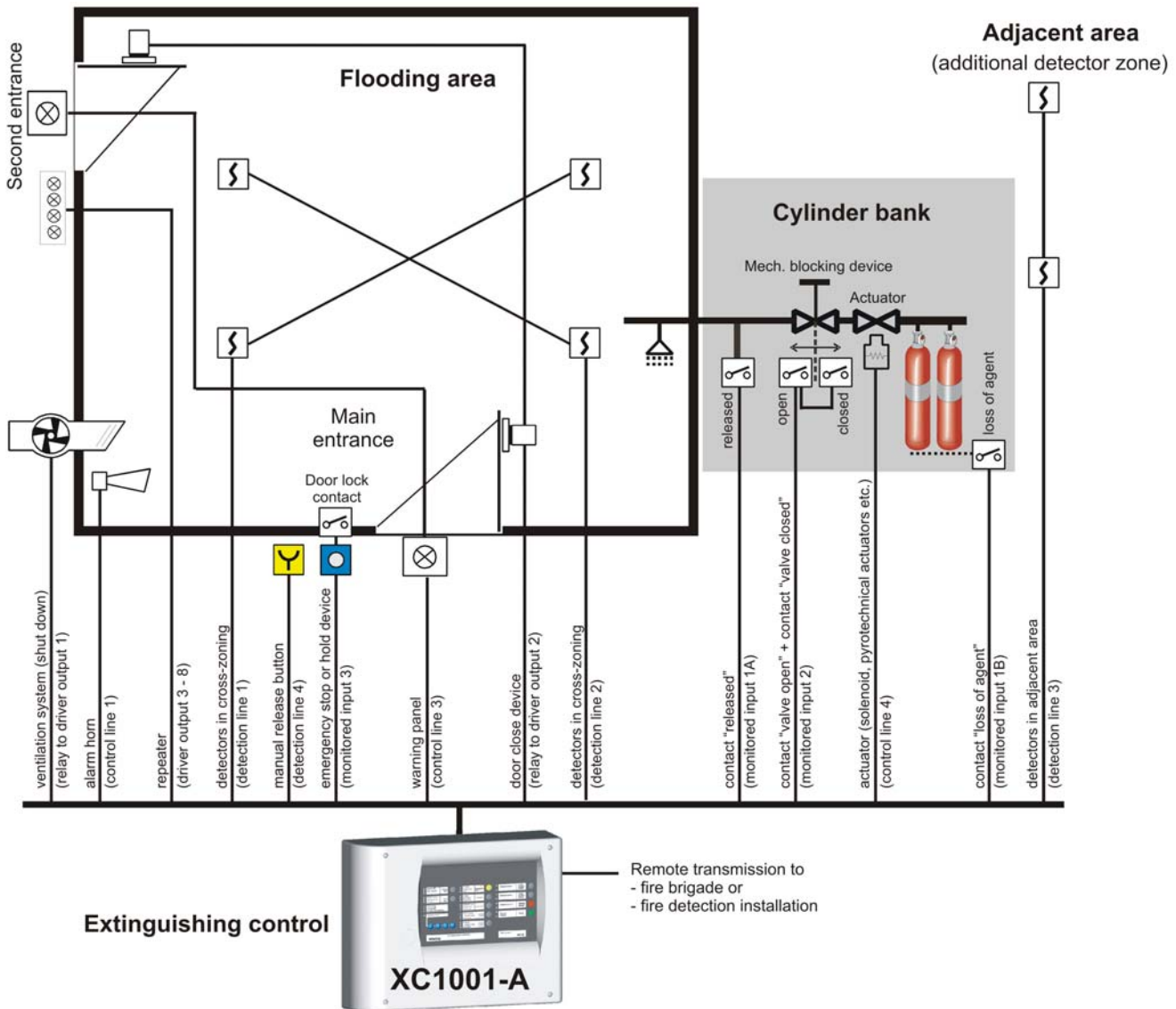
XC1001-A

Extinguishing control unit



- To control small and medium size extinguishing installations
- Designed for 1 extinguishing sector
- Self contained control unit including *fire detection* and *extinguishing control*
- Integrated control facility for remote transmission
- Also connectible to fire detection systems
- For *solenoids* and *pyrotechnical actuators*
- Compatible with Siemens conventional detector series
- 2 selectable detector line standards for a wide range of detector compatibility
- 4 detection lines
- 4 monitored inputs
- 5 monitored control lines
- 5 voltage-free contacts
- 8 driver outputs
- Simple user controls with isolate/test buttons
- Key code user access with optional key-switch alternative
- Easy on-site configuration
- Various system test modes
- Automatic calibration facility for actuator control lines
- Integral capacity for emergency power of up to 30 h
- Battery 4.5 Ah (2 x 12 V)
- In compliance with EN12094 and EN54

Typical extinguishing installation with XC10



Typical peripheral devices with XC1001-A

Flooding area

- Fire detectors in cross-zoning (2 zones)
- Alarm horn with variable sound, continuous or pulsing activation (programmable)
- Door close device

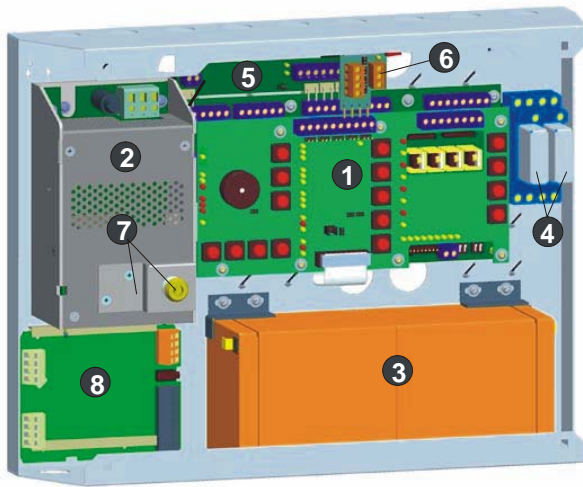
Cylinder bank

- Actuator unit (solenoid or several pyrotechnical actuators)
- Pressure switch with contact "released"
- Weight device with contact "loss of agent"
- Mechanical blocking device with contact "open" and "closed"

Outside flooding area

- Manual release button (several buttons in large installations)
- Warning panel on top of door
- Emergency hold or abort button near entrance and/or blocking contact in door lock
- Fire control contact inside control panel to shut down ventilation system
- Fire control contact inside control panel to close door before flooding
- Repeater at second entrance (optional 3rd party)
- Detector in adjacent area (1 zone)
- Facility inside control unit to trigger the remote transmission

Mechanical assembly

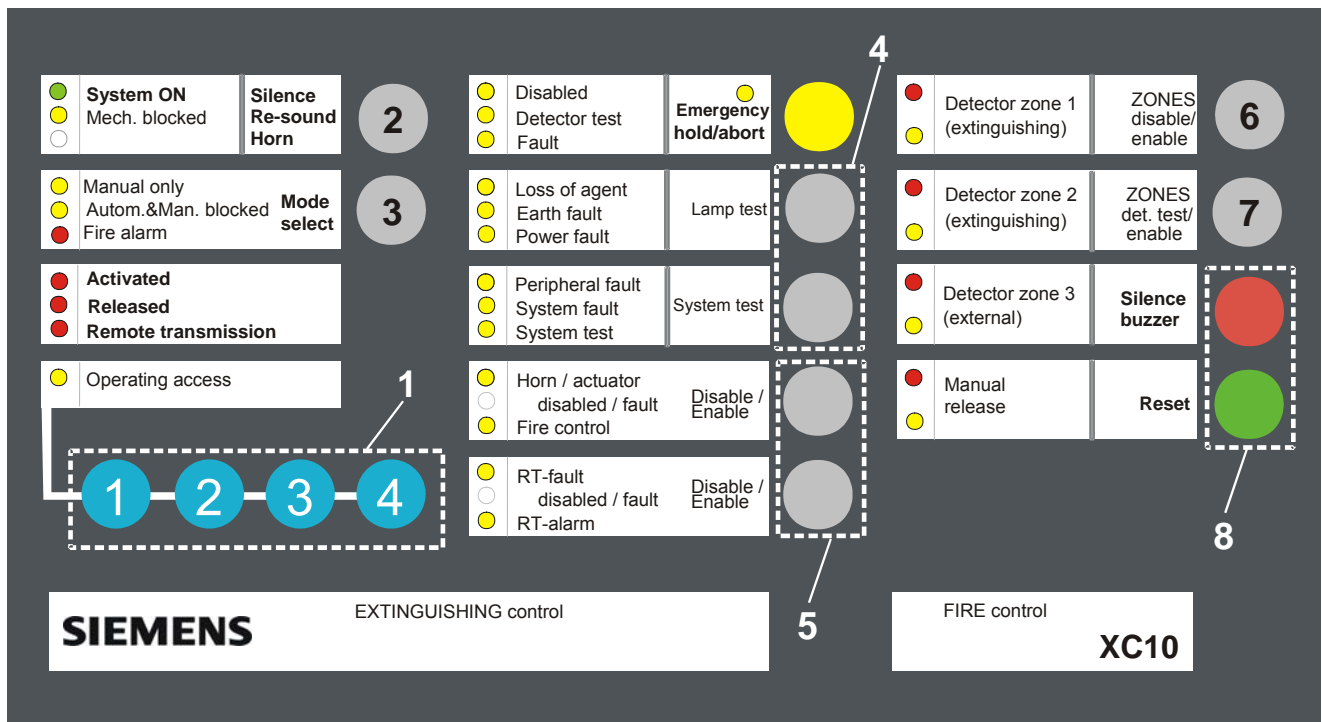


System components

- 1 Main board
- 2 Power supply unit 3.5 A / 28 VDC
- 3 Battery 4.5 Ah (2 x 12 V)
- 4 Fire control relays (optional)
- 5 Add-on module for extra input (optional)
- 6 RT isolation card (optional)
- 7 Key switch to provide access level 2 (optional)
- 8 Accessory set for FDCIO

Operating panel

- Divided into *extinguishing section* and *fire section*
- Labelled with slide-in inscription stripes in various languages



Some indicators can be changed to another function.

Legend

- 1 Access code entry – Separate user and engineer code access.
- 2 Silence Re-sound Horn
- 3 Mode select button
- 4 Test buttons
- 5 Disable/enable buttons
- 6 Zone disable/enable button
- 7 Zone test/cancel button
- 8 Silence buzzer & reset button

Technical data

Mains voltage	230 VAC, +10 %/-15 %, 50/60 Hz
Power consumption	20... 150 VA
Quiescent current	132 mA
Emergency power operating	max. 30 h
Outputs	
- Dry contacts (5)	30 V / 1 A, NO/NC
- Fire control relays (optional, 1...2)	250 V / 10 A, NO/NC
- Monitored control lines 1 - 3	24 V / 500 mA
- Monitored control lines 4 - 5	24 V / 2 A
- Driver outputs (8)	24 V / 40 mA
Control inputs (4)	Positive potential via dry contact
Operating temperature	0... +40 °C (class A)
Storage temperature	-20... +60 °C
Humidity (no condensation)	≤95 % rel.
Cabinet	
- Dimension (W x H x D)	370 x 286 x 90 mm
- Color cover	white RAL 9003
Protection category (IEC 60529)	IP 30
Standards	EN12094-1 / EN 54-2, EN54-4

Details for ordering

Type	Part no	Designation	Weight
XC1001-A	A6E60500060	Extinguishing control unit	4.102 kg
XC1001-B	A5Q00018177	Extinguishing control unit France	4.102 kg
XCA1016	A5Q00016213	Add-on module	0.004 kg
FCA1005-D	A6E60500024	RT-isolation card	0.039 kg
Z3B171	4843830001	Relay module	0.040 kg
FCA1007	A6E60500026	Kit key switch standard	0.175 kg
XCA1020	A5Q00025158	Accessory set for FDCIO	0.150 kg
XCE1002	A5Q00015659	Trigger element	-
FA2010-A1	A5Q00019674	Battery 4.5 Ah / 12 V	1.700 kg

Inscription stripes

Shipped with each control unit	Languages of inscription stripes	-
	English, French, German, Italian, Spanish, Dutch, Flemish, Portuguese,	-
	Polish, Czech, Swedish, Danish, Norwegian, Finnish	

Reference documents

Doc. No. 008399	XC1001-A	Technical manual
Doc. No. 008400	XC1001-A	Operating manual

Siemens Switzerland Ltd
Building Technologies Group
International Headquarters
Fire Safety & Security Products
Gubelstrasse 22
CH-6301 Zug
Tel. +41 41 724 24 24
Fax +41 41 724 35 22
www.sbt.siemens.com

© 2007 Copyright by
Siemens Switzerland Ltd
Data and design subject to change without notice.
Supply subject to availability.